



The most secure GRP
composite door you can buy
residor.co.uk

Residor®

EVEN MORE BURGLAR PROOF



WHEN TURNING A KEY REALLY MEANS LOCKED



£1000
GUARANTEE

If an intruder breaks into your home by
snapping Ultion, Ultion will pay you £1000
www.ultion-lock.co.uk

ULTION ***

Welcome to Residor

RESIDOR a new name in GRP composite doors from the makers of Solidor

Residor is the most secure GRP composite door on the market. It is so secure that it already meets PAS24:2016 and is Doc Q ready; accreditations that seven out of ten composite doors on the market fail to meet!

We have a full hardware and glass range at the back of the brochure, giving you the choice to mix and match those finishing touches to create your bespoke Residor.

- 4** Arched Top Doors
 - Arched Top 1
 - Arched Top 3
 - Arched Top Fan 1
- 7** Cottage Doors
 - Cottage Glazed 1
 - Cottage Large Glazed
 - Cottage Solid
- 10** Large Glazed Doors
 - Large Glazed 1
 - Large Glazed 2
 - Large Glazed Arch 1
 - Large Glazed Arch 2
 - Large Glaze Diagonal 2
- 15** Modern Doors
 - Modern 3
 - Modern 4
- 17** Top Glazed Doors
 - Top Glazed 2
 - Top Glazed 4
- 19** Traditional Solid Door
- 20** Glass Designs
- 22** Accessories



Residor.

Arched Top 1

(AT1)



Red - AT1 - Pacific Glass

Door Spec

Ultion Cylinder, Era Lock, Halo outer frame, Twin Seal, PAS24:2016 Slab, Adjustable hinges, White internal, Stainless Steel hardware.

Glass Options

(see pages 20-21)

Backing Glass Patterns

Arctic	✓
Autumn	✓
Chantilly	✓
Charcoal Sticks	✓
Clear	✓
Contora	✓
Cotswold	✓
Digital	✓
Everglade	✓
Flemish	✓
Florielle	✓
Mayflower	✓
Minster	✓
Oak	✓
Pelerine	✓
Satin	✓
Stippolyte	✓
Sycamore	✓
Taffeta	✓

Glass Designs


(backing glass required)

Diamond Lead	✓
Square Lead	✓
Traditional Grey	

Glass Designs

(no backing glass required)

London	✓
Pacific	✓
Etch Art Diamonds	
Manhattan	
Zinc Art Classic	✓
Zinc Art Flair	✓
Chicago Flair	
Bullseye	
Etch Art Fusion	



Green Blue White Black Red

Arched Top 3

(AT3)



Green - AT3 - Zinc Art Flair Glass

Door Spec

Ultion Cylinder, Era Lock, Halo outer frame, Twin Seal, PAS24:2016 Slab, Adjustable hinges, White internal, Stainless Steel hardware.

Glass Options

(see pages 20-21)

Backing Glass Patterns

Arctic	✓
Autumn	✓
Chantilly	✓
Charcoal Sticks	✓
Clear	✓
Contora	✓
Cotswold	✓
Digital	✓
Everglade	✓
Flemish	✓
Florielle	✓
Mayflower	✓
Minster	✓
Oak	✓
Pelerine	✓
Satin	✓
Stippolyte	✓
Sycamore	✓
Taffeta	✓

Glass Designs

(backing glass required)

Diamond Lead	✓
Square Lead	✓
Traditional Grey	

Glass Designs

(no backing glass required)

London	✓
Pacific	✓
Etch Art Diamonds	
Manhattan	
Zinc Art Classic	✓
Zinc Art Flair	✓
Chicago Flair	
Bullseye	
Etch Art Fusion	



Green Blue White Black Red

These images are intended for illustration purposes only and may be subject to change for reasons beyond our control. As a consequence these images should be used for guidance only.

Arched Top Fan 1

(ATF1)



Black - ATF1 - Standard Clear Glass

Door Spec

Ultion Cylinder, Era Lock, Halo outer frame, Twin Seal, PAS24:2016 Slab, Adjustable hinges, White internal, Stainless Steel hardware.

Glass Options

(see pages 20-21)

Backing Glass Patterns

Arctic	✓
Autumn	✓
Chantilly	✓
Charcoal Sticks	✓
Clear	✓
Contora	✓
Cotswold	✓
Digital	✓
Everglade	✓
Flemish	✓
Florielle	✓
Mayflower	✓
Minster	✓
Oak	✓
Pelerine	✓
Satin	✓
Stippolyte	✓
Sycamore	✓
Taffeta	✓

Glass Designs


(backing glass required)

Diamond Lead
Square Lead
Traditional Grey

Glass Designs

(no backing glass required)

London
Pacific
Etch Art Diamonds
Manhattan
Zinc Art Classic
Zinc Art Flair
Chicago Flair
Bullseye
Etch Art Fusion



Cottage Glazed 1

(CG1)



Blue - CG1 - Bullseye Glass

Door Spec

Ultion Cylinder, Era Lock, Halo outer frame, Twin Seal, PAS24:2016 Slab, Adjustable hinges, White internal, Stainless Steel hardware.

Glass Options

(see pages 20-21)

Backing Glass Patterns

Arctic	✓
Autumn	✓
Chantilly	✓
Charcoal Sticks	✓
Clear	✓
Contora	✓
Cotswold	✓
Digital	✓
Everglade	✓
Flemish	✓
Florielle	✓
Mayflower	✓
Minster	✓
Oak	✓
Pelerine	✓
Satin	✓
Stippolyte	✓
Sycamore	✓
Taffeta	✓

Glass Designs


(backing glass required)

Diamond Lead	✓
Square Lead	✓
Traditional Grey	

Glass Designs

(no backing glass required)

London	✓
Pacific	
Etch Art Diamonds	
Manhattan	
Zinc Art Classic	
Zinc Art Flair	
Chicago Flair	
Bullseye	✓
Etch Art Fusion	



Cottage Large Glazed

(CLG)



Door Spec

Ultion Cylinder, Era Lock, Halo outer frame, Twin Seal, PAS24:2016 Slab, Adjustable hinges, White internal, Stainless Steel hardware.

Glass Options

(see pages 20-21)

Backing Glass Patterns

Arctic	✓
Autumn	✓
Chantilly	✓
Charcoal Sticks	✓
Clear	✓
Contora	✓
Cotswold	✓
Digital	✓
Everglade	✓
Flemish	✓
Florielle	✓
Mayflower	✓
Minster	✓
Oak	✓
Pelerine	✓
Satin	✓
Stippolyte	✓
Sycamore	✓
Taffeta	✓

Glass Designs

(backing glass required)

Diamond Lead	✓
Square Lead	✓
Traditional Grey	✓

Glass Designs

(no backing glass required)

London	✓
Pacific	✓
Etch Art Diamonds	✓
Manhattan	✓
Zinc Art Classic	✓
Zinc Art Flair	✓
Chicago Flair	✓
Bullseye	
Etch Art Fusion	✓



Green - CLG - Etch Art Fusion Glass


Cottage Solid

(CS)



Door Spec

Ultion Cylinder, Era Lock, Halo outer frame, Twin Seal, PAS24:2016 Slab, Adjustable hinges, White internal, Stainless Steel hardware.



Red - CS - No Glass

These images are intended for illustration purposes only and may be subject to change for reasons beyond our control. As a consequence these images should be used for guidance only.

Large Glazed 1

(LG1)



Black - LG1 - Manhattan Glass

Door Spec

Ultion Cylinder, Era Lock, Halo outer frame, Twin Seal, PAS24:2016 Slab, Adjustable hinges, White internal, Stainless Steel hardware.

Glass Options

(see pages 20-21)

Backing Glass Patterns

Arctic	✓
Autumn	✓
Chantilly	✓
Charcoal Sticks	✓
Clear	✓
Contora	✓
Cotswold	✓
Digital	✓
Everglade	✓
Flemish	✓
Florielle	✓
Mayflower	✓
Minster	✓
Oak	✓
Pelerine	✓
Satin	✓
Stippolyte	✓
Sycamore	✓
Taffeta	✓

Glass Designs

(backing glass required)

Diamond Lead	✓
Square Lead	✓
Traditional Grey	

Glass Designs

(no backing glass required)

London	✓
Pacific	
Etch Art Diamonds	
Manhattan	✓
Zinc Art Classic	
Zinc Art Flair	
Chicago Flair	
Bullseye	
Etch Art Fusion	✓



Green Blue White Black Red

Large Glazed 2

(LG2)



Green - LG2 - Chicago Glass

Door Spec

Ultion Cylinder, Era Lock, Halo outer frame, Twin Seal, PAS24:2016 Slab, Adjustable hinges, White internal, Stainless Steel hardware.

Glass Options

(see pages 20-21)

Backing Glass Patterns

Arctic	✓
Autumn	✓
Chantilly	✓
Charcoal Sticks	✓
Clear	✓
Contora	✓
Cotswold	✓
Digital	✓
Everglade	✓
Flemish	✓
Florielle	✓
Mayflower	✓
Minster	✓
Oak	✓
Pelerine	✓
Satin	✓
Stippolyte	✓
Sycamore	✓
Taffeta	✓

Glass Designs


(backing glass required)

Diamond Lead	✓
Square Lead	✓
Traditional Grey	✓

Glass Designs

(no backing glass required)

London	✓
Pacific	✓
Etch Art Diamonds	✓
Manhattan	✓
Zinc Art Classic	✓
Zinc Art Flair	✓
Chicago Flair	✓
Bullseye	
Etch Art Fusion	✓



Green Blue White Black Red

These images are intended for illustration purposes only and may be subject to change for reasons beyond our control. As a consequence these images should be used for guidance only.

Large Glazed Arch 1

(LGA1)



Door Spec

Ultion Cylinder, Era Lock, Halo outer frame, Twin Seal, PAS24:2016 Slab, Adjustable hinges, White internal, Stainless Steel hardware.

Glass Options

(see pages 20-21)

Backing Glass Patterns

Arctic	✓
Autumn	✓
Chantilly	✓
Charcoal Sticks	✓
Clear	✓
Contora	✓
Cotswold	✓
Digital	✓
Everglade	✓
Flemish	✓
Florielle	✓
Mayflower	✓
Minster	✓
Oak	✓
Pelerine	✓
Satin	✓
Stippolyte	✓
Sycamore	✓
Taffeta	✓

Glass Designs


(backing glass required)

Diamond Lead	✓
Square Lead	✓
Traditional Grey	

Glass Designs

(no backing glass required)

London	✓
Pacific	
Etch Art Diamonds	
Manhattan	
Zinc Art Classic	
Zinc Art Flair	
Chicago Flair	
Bullseye	
Etch Art Fusion	



Blue - LGA1 - London Etch Border Glass

Large Glazed Arch 2

(LGA2)



Door Spec

Ultion Cylinder, Era Lock, Halo outer frame, Twin Seal, PAS24:2016 Slab, Adjustable hinges, White internal, Stainless Steel hardware.

Glass Options

(see pages 20-21)

Backing Glass Patterns

Arctic	✓
Autumn	✓
Chantilly	✓
Charcoal Sticks	✓
Clear	✓
Contora	✓
Cotswold	✓
Digital	✓
Everglade	✓
Flemish	✓
Florielle	✓
Mayflower	✓
Minster	✓
Oak	✓
Pelerine	✓
Satin	✓
Stippolyte	✓
Sycamore	✓
Taffeta	✓

Glass Designs

(backing glass required)

Diamond Lead	✓
Square Lead	✓
Traditional Grey	✓

Glass Designs

(no backing glass required)

London	
Pacific	✓
Etch Art Diamonds	✓
Manhattan	✓
Zinc Art Classic	✓
Zinc Art Flair	✓
Chicago Flair	
Bullseye	
Etch Art Fusion	✓



Red - LGA1 - Etch Art Fusion Glass

These images are intended for illustration purposes only and may be subject to change for reasons beyond our control. As a consequence these images should be used for guidance only.

Large Glazed Diagonal 2

[LGD2]



Door Spec

Ultion Cylinder, Era Lock, Halo outer frame, Twin Seal, PAS24:2016 Slab, Adjustable hinges, White internal, Stainless Steel hardware.

Glass Options

[see pages 20-21]

Backing Glass Patterns

Arctic	✓
Autumn	✓
Chantilly	✓
Charcoal Sticks	✓
Clear	✓
Contora	✓
Cotswold	✓
Digital	✓
Everglade	✓
Flemish	✓
Florielle	✓
Mayflower	✓
Minster	✓
Oak	✓
Pelerine	✓
Satin	✓
Stippolyte	✓
Sycamore	✓
Taffeta	✓

Glass Designs

(backing glass required)

Diamond Lead	✓
Square Lead	✓
Traditional Grey	✓

Glass Designs

(no backing glass required)

London	✓
Pacific	✓
Etch Art Diamonds	✓
Manhattan	✓
Zinc Art Classic	✓
Zinc Art Flair	✓
Chicago Flair	✓
Bullseye	✓
Etch Art Fusion	✓



Black - LGD2 - Pacific Glass

Modern 3

[M3]



Door Spec

Ultion Cylinder, Era Lock, Halo outer frame, Twin Seal, PAS24:2016 Slab, Adjustable hinges, White internal, Stainless Steel hardware.

Glass Options

[see pages 20-21]

Backing Glass Patterns

Arctic	✓
Autumn	✓
Chantilly	✓
Charcoal Sticks	✓
Clear	✓
Contora	✓
Cotswold	✓
Digital	✓
Everglade	✓
Flemish	✓
Florielle	✓
Mayflower	✓
Minster	✓
Oak	✓
Pelerine	✓
Satin	✓
Stippolyte	✓
Sycamore	✓
Taffeta	✓

Glass Designs

(backing glass required)

Diamond Lead	✓
Square Lead	✓
Traditional Grey	✓

Glass Designs

(no backing glass required)

London	✓
Pacific	✓
Etch Art Diamonds	✓
Manhattan	✓
Zinc Art Classic	✓
Zinc Art Flair	✓
Chicago Flair	✓
Bullseye	✓
Etch Art Fusion	✓



Black - M3 - Satin Glass

These images are intended for illustration purposes only and may be subject to change for reasons beyond our control. As a consequence these images should be used for guidance only.

Modern 4

[M4]



Red - M4 - Satin Glass

Door Spec

Ultion Cylinder, Era Lock, Halo outer frame, Twin Seal, PAS24:2016 Slab, Adjustable hinges, White internal, Stainless Steel hardware.

Glass Options

[see pages 20-21]

Backing Glass Patterns

Arctic	✓
Autumn	✓
Chantilly	✓
Charcoal Sticks	✓
Clear	✓
Contora	✓
Cotswold	✓
Digital	✓
Everglade	✓
Flemish	✓
Florielle	✓
Mayflower	✓
Minster	✓
Oak	✓
Pelerine	✓
Satin	✓
Stippolyte	✓
Sycamore	✓
Taffeta	✓

Glass Designs (backing glass required)

Diamond Lead	
Square Lead	
Traditional Grey	

Glass Designs (no backing glass required)

London	✓
Pacific	
Etch Art Diamonds	
Manhattan	
Zinc Art Classic	✓
Zinc Art Flair	✓
Chicago Flair	
Bullseye	
Etch Art Fusion	



Green Blue White Black Red

Top Glazed 2

[TG2]



Green - TG2 - Classic Glass

Door Spec

Ultion Cylinder, Era Lock, Halo outer frame, Twin Seal, PAS24:2016 Slab, Adjustable hinges, White internal, Stainless Steel hardware.

Glass Options

[see pages 20-21]

Backing Glass Patterns

Arctic	✓
Autumn	✓
Chantilly	✓
Charcoal Sticks	✓
Clear	✓
Contora	✓
Cotswold	✓
Digital	✓
Everglade	✓
Flemish	✓
Florielle	✓
Mayflower	✓
Minster	✓
Oak	✓
Pelerine	✓
Satin	✓
Stippolyte	✓
Sycamore	✓
Taffeta	✓

Glass Designs (backing glass required)

Diamond Lead	✓
Square Lead	✓
Traditional Grey	

Glass Designs (no backing glass required)

London	✓
Pacific	
Etch Art Diamonds	
Manhattan	
Zinc Art Classic	✓
Zinc Art Flair	✓
Chicago Flair	
Bullseye	
Etch Art Fusion	



Green Blue White Black Red

These images are intended for illustration purposes only and may be subject to change for reasons beyond our control. As a consequence these images should be used for guidance only.

Top Glazed 4

(TG4)



Blue - TG4 - Zinc Art Flair Glass

Door Spec

Ultion Cylinder, Era Lock, Halo outer frame, Twin Seal, PAS24:2016 Slab, Adjustable hinges, White internal, Stainless Steel hardware.

Glass Options

(see pages 20-21)

Backing Glass Patterns

Arctic	✓
Autumn	✓
Chantilly	✓
Charcoal Sticks	✓
Clear	✓
Contora	✓
Cotswold	✓
Digital	✓
Everglade	✓
Flemish	✓
Florielle	✓
Mayflower	✓
Minster	✓
Oak	✓
Pelerine	✓
Satin	✓
Stippolyte	✓
Sycamore	✓
Taffeta	✓

Glass Designs

(backing glass required)

Diamond Lead	✓
Square Lead	✓
Traditional Grey	

Glass Designs

(no backing glass required)

London	✓
Pacific	
Etch Art Diamonds	
Manhattan	
Zinc Art Classic	✓
Zinc Art Flair	✓
Chicago Flair	
Bullseye	
Etch Art Fusion	



Green Blue White Black Red


Traditional Solid

(TS)



Door Spec

Ultion Cylinder, Era Lock, Halo outer frame, Twin Seal, PAS24:2016 Slab, Adjustable hinges, White internal, Stainless Steel hardware.



Green Blue White Black Red

Red - TS - No Glass

These images are intended for illustration purposes only and may be subject to change for reasons beyond our control. As a consequence these images should be used for guidance only.

Accessories

Glass designs



London



Pacific



Etch Art Diamond



Manhattan



Etch Art Fusion



Diamond Lead



Square Lead



Traditional Grey



Zinc Art Classic



Zinc Art Flair



Chicago Ave



Bullseye

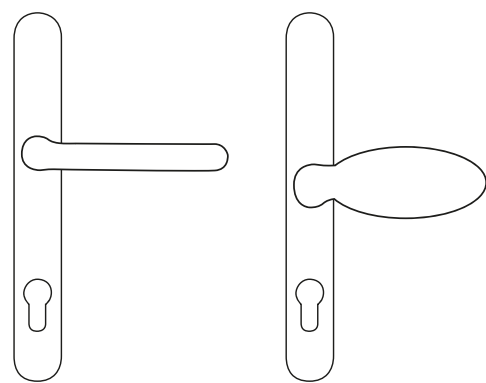
	AT1	AT3	ATF1	CG1	CG2	CLG	LG1	LG2	LGA1	LGA2	LGD2	M3	M4	TG2	TG4
London	✓	✓		✓		✓	✓	✓	✓				✓	✓	✓
Pacific	✓	✓				✓		✓		✓	✓				
Etch Art Diamond						✓		✓		✓	✓				
Manhattan						✓	✓	✓		✓	✓				
Zinc Art Classic	✓	✓				✓		✓		✓	✓	✓	✓	✓	✓
Zinc Art Flair	✓	✓				✓		✓		✓	✓	✓	✓	✓	✓
Chicago Ave						✓		✓							
Bullseye				✓											
Etch Art Fusion						✓	✓	✓		✓	✓				
Diamond Lead					✓	✓	✓	✓	✓	✓	✓			✓	✓
Square Lead					✓	✓	✓	✓	✓	✓	✓			✓	✓
Traditional Grey						✓		✓		✓	✓				

These images are intended for illustration purposes only and may be subject to change for reasons beyond our control. As a consequence these images should be used for guidance only.

Accessories

Hardware options

Handles white and black handles are Fab and Fix




lever handle

lever pad



Gold, Chrome and Brushed Chrome are stainless steel as standard

Knockers with or without spyhole



Gold, Chrome and Brushed Chrome are stainless steel as standard

Letterplates



Gold, Chrome and Brushed Chrome are stainless steel as standard

Residor®

TOUGH AS A RHINOS SKIN

It's tough. It's secure. It's beautiful.

- ✓ PAS24:2016 certified*
- ✓ Approved Document Q ready
- ✓ Ultion as standard. The most secure cylinder door lock
- ✓ Quote and order online
- ✓ Delivered in 5 days
- ✓ Veka Halo frames and Trojan stainless steel hardware
- ✓ FREE Ultion 10 year £1,000 guarantee against burglary by lock snapping for homeowners

***7 in 10 composite doors fail the PAS24:2016 cut test. Residor passes. Does yours?**



Start selling real life security today!

Call **01782 847 300** or visit **www.residor.co.uk**



Brought to you by Solidor

residor.co.uk